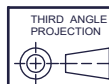
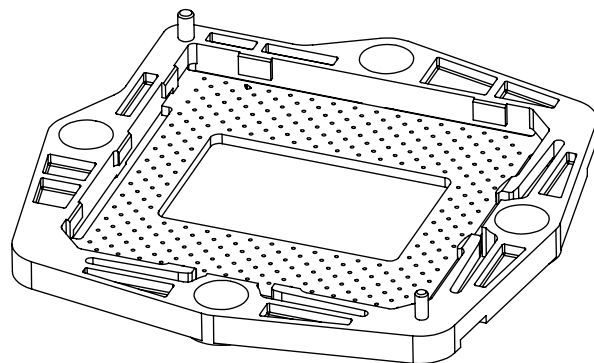
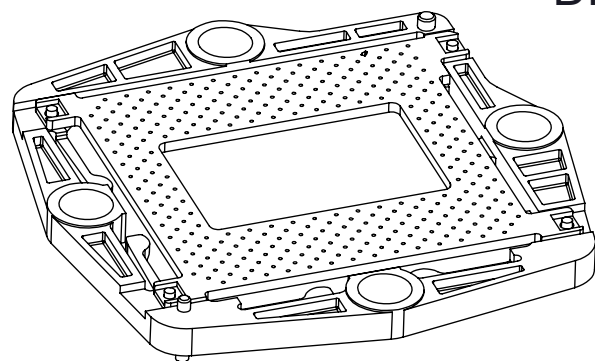
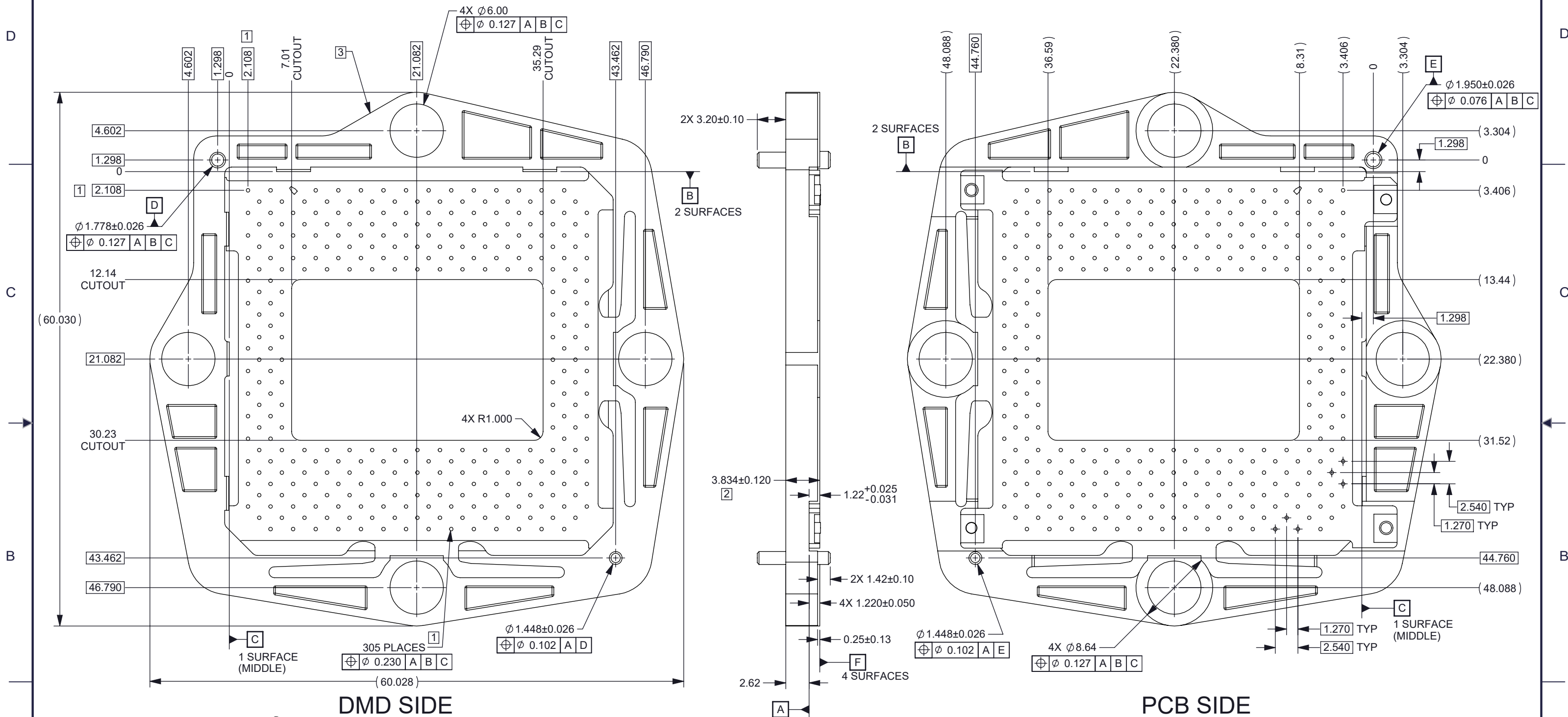


3] FRAME IS TI DRAWING NUMBER 2501154

© COPYRIGHT 2017 TEXAS INSTRUMENTS
UNPUBLISHED, ALL RIGHTS RESERVED

REVISIONS			
REV	DESCRIPTION	DATE	BY
A	FORMAL RELEASE	9/08/2017	JTM



		<div>UNLESS OTHERWISE SPECIFIED</div> <ul style="list-style-type: none">DIMENSIONS ARE IN MILLIMETERSTOLERANCES: ANGLES ±1°<div>2 PLACE DECIMALS ±0.25</div><div>1 PLACE DECIMALS ±0.50</div>DIMENSIONAL LIMITS APPLY BEFORE PROCESSESINTERPRET DIMENSIONS IN ACCORDANCE WITH ASME Y14.5M-1994REMOVE ALL BURRS AND SHARP EDGESPARENTHETICAL INFO FOR REF ONLY		<div>DWN</div> J. McKinLEY		<div>DATE</div> 6/28/2017		<div><div><div><div></div><div></div><div></div></div><div>TEXAS INSTRUMENTS</div></div><div>INTERPOSER, 305 POSITION</div></div>					
				<div>Engr</div> McKINLEY		6/28/2017							
				CQE/QA									
						CM							
NONE		0314RD						SIZE		DWG NO		REV	
NEXT ASSY		USED ON						B		2515700		A	
APPLICATION				Apprvd		9/2/2017		SCALE 2:1				SHEET 1 OF 2	
				McKINLEY									

