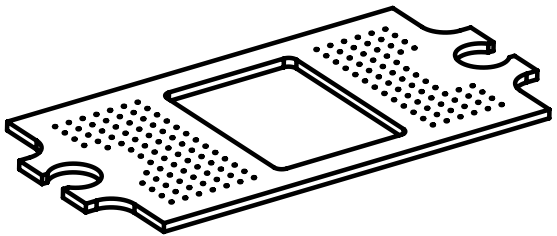
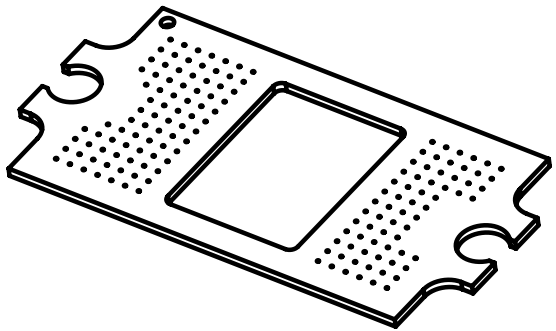
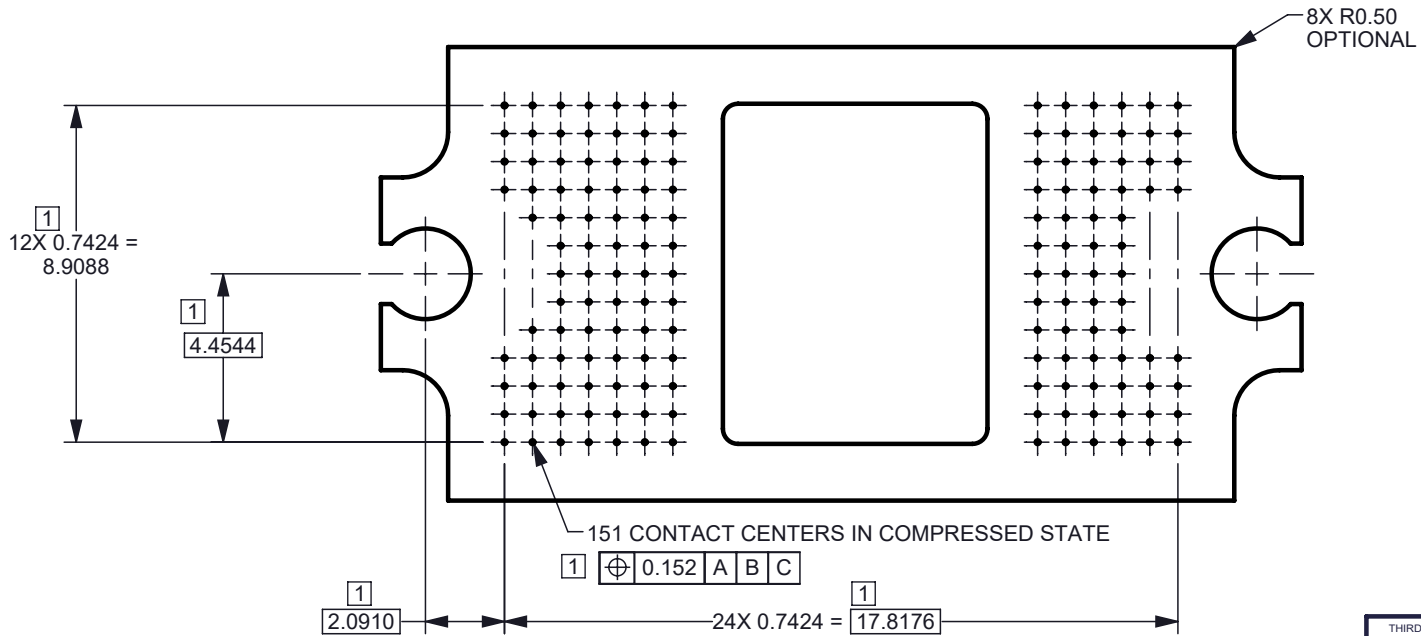
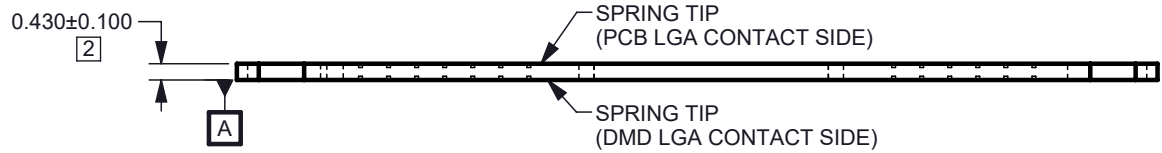
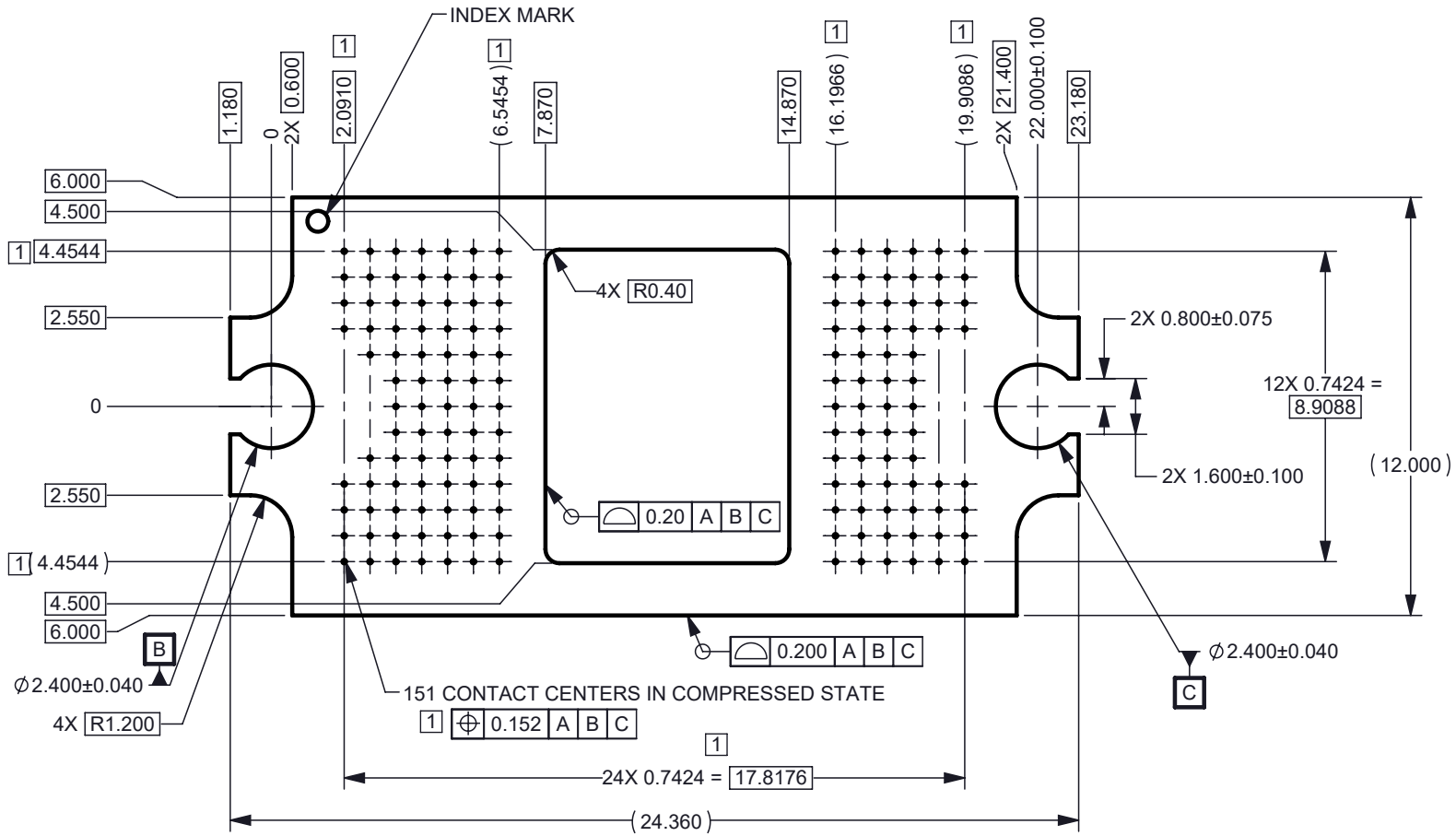


NOTES: UNLESS OTHERWISE SPECIFIED:
1 CENTER POSITION OF THE CONTACT AREA IN THE COMPRESSED STATE
2 HEIGHT WHEN CONTACTS ARE FULLY COMPRESSED BETWEEN DMD AND PCB

© COPYRIGHT 2023 TEXAS INSTRUMENTS
UNPUBLISHED, ALL RIGHTS RESERVED

REVISIONS			
REV	DESCRIPTION	DATE	BY
A	FORMAL RELEASE	05/17/2023	JTM
B	CORRECTED NUMBER OF SPACES FROM 31 TO 24	5/26/2023	JTM



UNLESS OTHERWISE SPECIFIED		DWN J. McKINLEY DATE 4/5/2023		TEXAS INSTRUMENTS	
• DIMENSIONS ARE IN MILLIMETERS		Engr		INTERPOSER, 151 CONTACT, SERIES 322 LOW-HEIGHT	
• TOLERANCES: ANGLES ±1°		CQE/QA		SIZE B	
2 PLACE DECIMALS ±0.25		CM		DWG NO 2518817	
1 PLACE DECIMALS ±0.50		Apprvd		REV B	
• DIMENSIONAL LIMITS APPLY BEFORE PROCESSES		SCALE 10:1		SHEET 1 OF 1	
• INTERPRET DIMENSIONS IN ACCORDANCE WITH ASME Y14.5M-1994					
• REMOVE ALL BURRS AND SHARP EDGES					
• PARENTHETICAL INFO FOR REF ONLY					
2518818	0314RD				
NEXT ASSY	USED ON				
APPLICATION					